



**PROUDLY**  
**MADE IN THE UK**  
**SINCE 1923**



# E950

**Next Generation  
LED Luminaire**



This luminaire complies with ETL guidelines for white Light Emitting Diode Lighting Units and is eligible for the Enhanced Capital Allowance (ECA) scheme.



**HIGH QUALITY**  
**LOW COST**

**PROUDLY**  
**MADE IN THE UK**  
**SINCE 1923**

**E950** is a high quality, low cost solution to replace existing sodium discharge and compact fluorescent luminaires on minor roads. Available with two power options, Low Power (LP) and High Power (HP).



## FEATURES AND BENEFITS

- SR Driver ready
- Replace conventional LPS/HPS/CFL lanterns at low cost
- Maximum luminaire efficacy - 134 lm/W LP | 154 lm/W HP
- Wide range of optics and lumen packages
- Maximised savings on energy and maintenance costs
- Contractor-friendly installation
- Minimal total cost of ownership
- Up to S3/P3 lighting class applications
- Flexible and intelligent lighting control options
- IP66 ingress protection
- 100% recyclable

## EXCELLENT OPTICAL PERFORMANCE

- CCT - 4000K, 3000K, 2700K | 2200K (LP only)
- Colour Rendering Index > 70 | 80CRI (LP only)
- Improved mesopic vision
- High quality PMMA or Polycarbonate Lenses
- Exceptional Uniformity
- Dark Sky Friendly (no upward light)



### PROGRAMMABLE DRIVER

- Dimming options
- Constant Light Output
- Integrated surge protection
- Driver thermal protection



### PMMA OR POLYCARBONATE LENSES

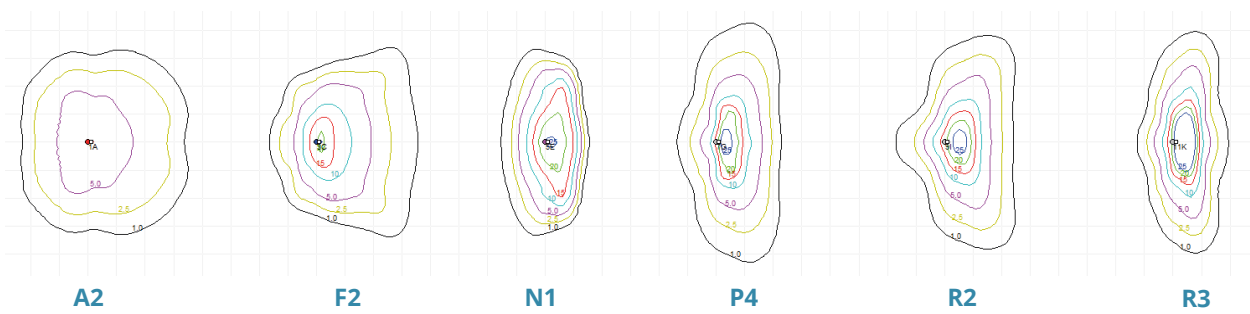
- Increased luminaire efficacy
- Dark sky friendly
- Easy cleaning externally



### MID POWER OR HIGH POWER CSP LEDs

- Superior light output
- High efficacy
- Proven reliability
- Tight CCT control

## OPTICAL DISTRIBUTIONS



	LOW POWER	HIGH POWER
LUMINAIRE LUMINOUS FLUX	up to 3700 lm	up to 6600 lm
MAXIMUM LUMINAIRE EFFICACY	134 lm/W	154 lm/W
LUMEN MAINTENANCE	L80 @ 100,000 hrs (1050mA, Ta = 25°C)	L90 @ 100,000 hrs (1050mA, Ta = 25°C)
PHOTOMETRIC OPTIONS	6 distributions	

## CONVENTIONAL LIGHT SOURCE EQUIVALENT

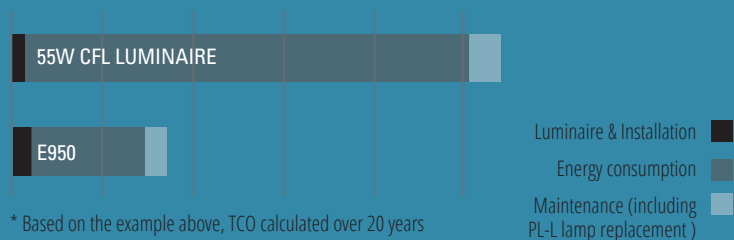
LAMP TYPE	LAMP LUMENS	LOR ADJUSTED FLUX	LAMP WATTAGE	CIRCUIT WATTAGE	E950 FLUX (4000K)	E950 DRIVER CURRENT	LUMINAIRE WATTAGE (CLO)	WATTAGE SAVING	ENERGY SAVING
CPO	6800	5083	60	67	5071	800mA	31*	36	54%
CPO	4725	3260	45	51	3312	500mA	20*	31	61%
SOX	4550	1593	35	58	1495	400mA	11**	47	81%
SOX	7800	2730	55	74	2691	400mA	17*	57	77%
SON	4400	2420	50	69	2363	350mA	15*	54	78%
SON	6600	3630	70	90	3624	550mA	22*	68	76%
PLL	2900	1508	36	45	1495	400mA	11**	34	76%
PLL	4800	2496	55	62	2363	350mA	15*	47	76%
PLT	3200	1664	42	47	1675	450mA	12**	35	74%
PLT	4300	2236	57	65	2042	300mA	13*	52	80%

\*High power unit \*\*Low power unit

## TOTAL COST OF OWNERSHIP

While CFL technology has a low initial cost, it requires frequent maintenance, resulting in a high total cost of ownership.

E950 with dimming and CLO options delivers an attractive total cost of ownership package making it extremely competitive for invest-to-save replacement schemes.



\* Based on the example above, TCO calculated over 20 years

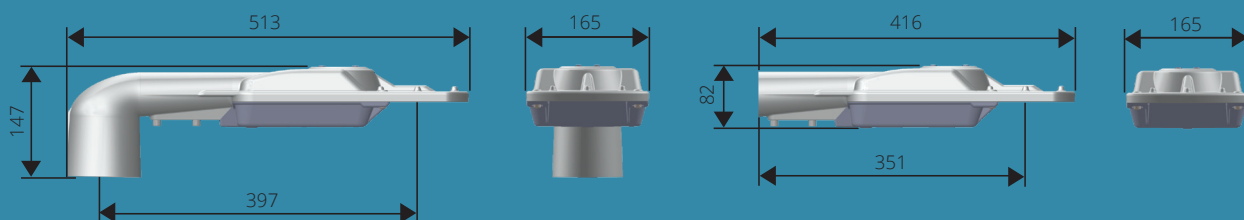
# E950 SPECIFICATION

**PROUDLY  
MADE IN THE UK  
SINCE 1923**

	<b>LOW POWER</b>	<b>HIGH POWER</b>
Power Consumption	7 - 27W (CLO080)	9 - 41W (CLO080)
Correlated Colour Temperature	4000K (740), 3000K (730), 2700K (727) 2200K (822)	4000K (740), 3000K (730), 2700K (727)
Luminaire Luminous Flux	650 ~ 3700 lm	980 ~ 6600 lm
Maximum Luminaire Efficacy	134 lm/W	154 lm/W
Lumen Maintenance Output *	L80 @ 100,000 hours (1050mA, Ta = 25°C) L90 @ 50,000 hours (1050mA, Ta = 25°C)	L90 @ 100,000 hours (1050mA, Ta = 25°C)
Number of LEDs	28	
Glare Rating	G4 max.	
Colour Rendering Index	> 70	
Optical Cover	PMMA/Polycarbonate Lenses	
Weight (Total)	3kg	
Operating Temperature	-40°C to +40°C	
Installation Height	5 ~ 8m	
Electrical Class	I	
Control System Input	DALI or Step-dimming	
Surge Protection	8 kV Comm. Mode 6 kV Diff. Mode to IEC 61000-4-5; 10 kV Single Pulse	
Dimming Control	Multi step dimming	
Lighting Regulation	Mini Photocell • NEMA Socket • Zhaga Book 18 Socket	
Installation	SE Ø 34-42mm x 100mm Long PT Ø 60-76mm x 76mm Long (with adapter)	
Material	Full High Pressure Die Cast Aluminium or Plastic base housing option	
Finish	Polyester powder coat cured under heat	
Colours	Light grey (RAL 7035), other RAL colours available on request	
Ingress Protection	IP66	
Impact Rating	IK10	
Wind Area (projected)	0.049m <sup>2</sup>	
Wind Area (SCx)	0.017m <sup>2</sup>	

\*Lumen depreciation calculated up to 100,000 hours using IES TM-21 method.

## DIMENSIONS



Crown  
Commercial  
Service  
Supplier



Charles House  
Gt. Amwell, Ware  
UK, SG12 9TA

01920 860600  
enquiries@cuphosco.co.uk  
www.cuphosco.co.uk

Copyright© 2020 CU Phosco Lighting. Due to constant development, details in this brochure are subject to change at any time. Contact us for the latest information.